






ESLINGAS PLANAS



RHINO SLING®

POLYESTER SLING - WIRE ROPE SLING

Carga Limite Trabajo TM						
N° capas						
	Axial	Lazo	En "U"	60°	45°	30°
				En Angulo		



1"	25	1	0.7	0.6	1.4	1.2	1	0.7
		2	1.4	1.1	2.8	2.4	2	1.4
		3	2.1	1.8	4.2	3.6	3	2.1
		4	2.8	2.2	5.6	4.8	3.9	2.8
2"	50	1	1.4	1.1	2.8	2.4	2	1.4
		2	2.8	2.2	5.6	4.8	3.9	2.8
		3	4.2	3.3	8.4	7.2	6	4.2
		4	5.6	4.5	11.2	9.6	7.8	5.6
3"	75	1	2.1	1.7	4.2	3.6	2.9	2.1
		2	4.2	3.4	8.4	7.2	5.9	4.2
		3	6.3	5.1	12.6	10.8	8.7	6.3
		4	8.4	6.7	16.8	14.4	11.8	8.4
4"	100	1	2.8	2.2	5.6	4.8	3.9	2.8
		2	5.6	4.5	11.2	9.6	7.8	5.6
		3	8.4	6.6	16.8	14.4	11.7	8.4
		4	11.2	9	22.4	19.3	15.7	11.2
5"	125	1	3.5	2.8	7	6	4.9	3.5
		2	7	5.6	14	12	9.8	7
		3	10.5	8.4	21	18	14.7	10.5
		4	14	11.2	28	24.1	19.6	14
6"	150	1	4.2	3.4	8.4	7.2	5.9	4.2
		2	8.4	6.7	16.8	14.4	11.8	8.4
		3	12.6	10.2	25.2	21.6	17.7	12.6
		4	16.8	13.4	33.6	28.9	23.5	16.8
8"	200	1	5.6	4.5	11.2	9.6	7.8	5.6
		2	11.2	9	22.4	19.3	15.7	11.2
		3	16.8	13.5	33.6	28.8	23.4	16.8
		4	22.4	17.9	44.8	38.5	31.4	22.4
10"	250	1	7	5.6	14	12	9.8	7
		2	14	11.2	28	24.1	19.6	14
		3	21	16.8	42	36	29.4	21
		4	28	22.4	56	48.2	39.2	28.4
12"	300	1	8.4	6.7	16.8	14.4	11.8	8.4
		2	16.8	13.4	33.6	28.9	23.5	16.8
		3	25.2	20.1	50.4	43.2	35.4	25.2
		4	33.6	26.9	67.2	57.8	47	33.6

